

Completion tracking changes in Moodle 3.11

Last Modified on 09/27/2022 1:20 pm EDT

Many Moodle sites utilize the advanced feature called Activity Completion. This feature provides learners with a visual indication of whether or not they've completed an activity based on criteria the instructor has set. It also provides the instructor with top-level reporting of learners who have met the completion requirements for activities in their course.

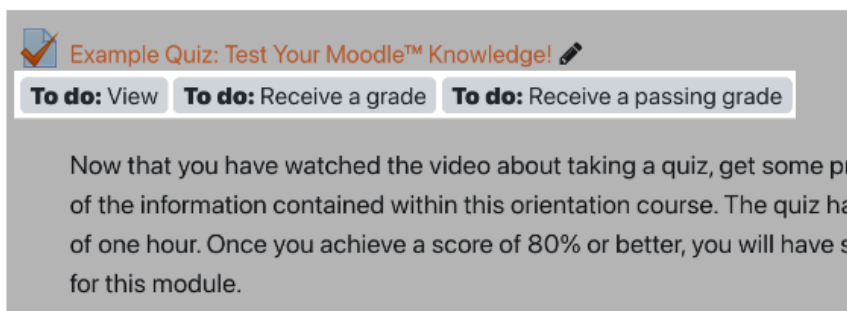
In previous versions of Moodle, activities, and resources with activity completion criteria would have a checkbox icon displayed next to them on the course home page. This upgrade changes the activity completion indicators to a series of labels that more clearly communicate expectations and requirements to learners.

Activity completion requirements can be configured so learners can manually mark an activity or resource as complete. You can also require your learners to accomplish certain goals before an activity is marked complete. For example, a Quiz can be configured to be marked complete once the learners:

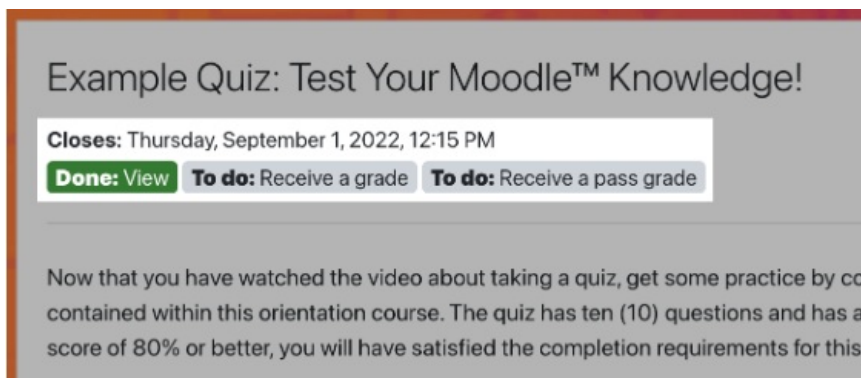
- View the activity
- Receive a grade for the activity
- Receive a passing grade for the activity

All three requirements must be met for that Quiz to be marked as complete.

As a note: You'd need both "Receive a grade" and "Receive a passing grade" because having a passing grade is dependent on a grade being received.



These requirements will change from "To Do" to "Done" for learners as they complete them. Keep in mind that it's possible for a learner to complete some, but not all requirements. For example, viewing the Quiz referenced above would update the view requirement from "To Do: View" to "Done: View". But the learner would still need to both receive a grade, and receive a passing grade for the Quiz to actually be marked as complete.



These requirements now appear inside the activity or resource as well, and will be listed at the top of the page. If

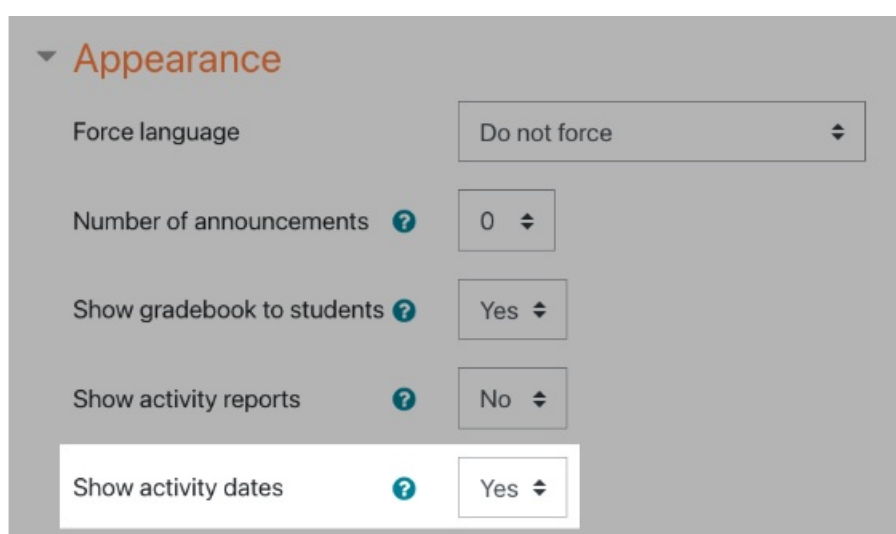
you're viewing an activity with a due date, such as an Assignment or Quiz, that date will also appear at the top of the activity page.

Clearer Due Dates

This upgrade also includes a new course setting that will display due dates for all activities like Quizzes, Assignments, and Forums, on the course home page.

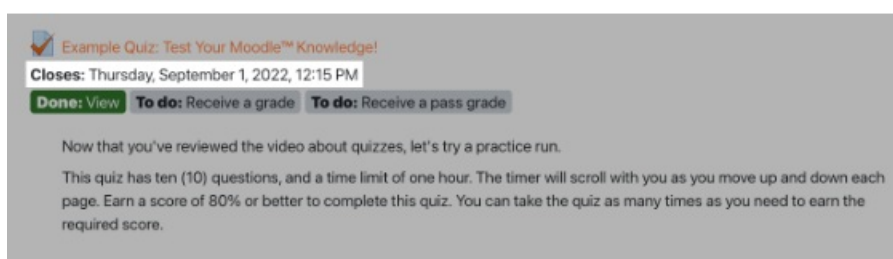
To enable this setting:

1. Open your course settings (this process depends on which theme your site is using)
2. Scroll to the "Appearance" heading, and click to expand it
3. Set "Show activity dates" to Yes
4. Save



The screenshot shows the 'Appearance' section of a Moodle course settings page. It contains several settings with dropdown menus: 'Force language' (Do not force), 'Number of announcements' (0), 'Show gradebook to students' (Yes), 'Show activity reports' (No), and 'Show activity dates' (Yes). The 'Show activity dates' setting is highlighted with a white box.

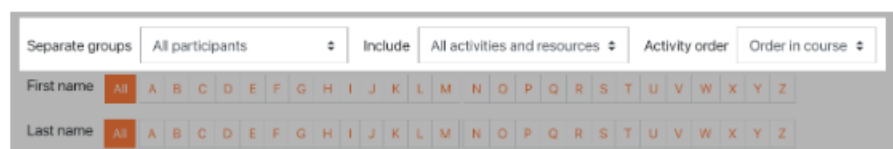
Enabling this setting will display all due dates beneath the title of the activity, and above the activity completion criteria labels on the home page of your course.



The screenshot shows a Moodle quiz page. At the top, it says 'Example Quiz: Test Your Moodle™ Knowledge!'. Below that, it says 'Closes: Thursday, September 1, 2022, 12:15 PM'. There are three buttons: 'Done: View', 'To do: Receive a grade', and 'To do: Receive a pass grade'. Below the buttons, it says 'Now that you've reviewed the video about quizzes, let's try a practice run. This quiz has ten (10) questions, and a time limit of one hour. The timer will scroll with you as you move up and down each page. Earn a score of 80% or better to complete this quiz. You can take the quiz as many times as you need to earn the required score.'

Bonus: Improved Activity Completion Report Filtering

The learners aren't the only ones benefiting from improved activity completion communication. In this upgrade instructors gain new filtering options in the course Activity Completion report, including filtering by groups, specific activity or resource types, and changing the order of activities in the report.



The screenshot shows the Moodle Activity Completion report filtering options. It includes a 'Separate groups' dropdown set to 'All participants', an 'Include' dropdown set to 'All activities and resources', and an 'Activity order' dropdown set to 'Order in course'. Below these are two rows of letter filters: 'First name' and 'Last name', each with a dropdown set to 'All' and a row of letters from A to Z.

